

Cost per FTE and SUNY Community College Ranking

Cost per FTE (\$) and SUNY CC Ranking	FY2018: \$9,980; Rank 25	FY2019: \$10,150; Rank 28	FY2020: \$10,300; Rank 28	FY2021: \$9,900; Rank 30	FY2022: \$11,000; Rank 27	FY2023: \$11,450; Rank 29	FY2024: \$11,400; Rank 29
--	---	--	--	---	--	--	--

See Figure A:

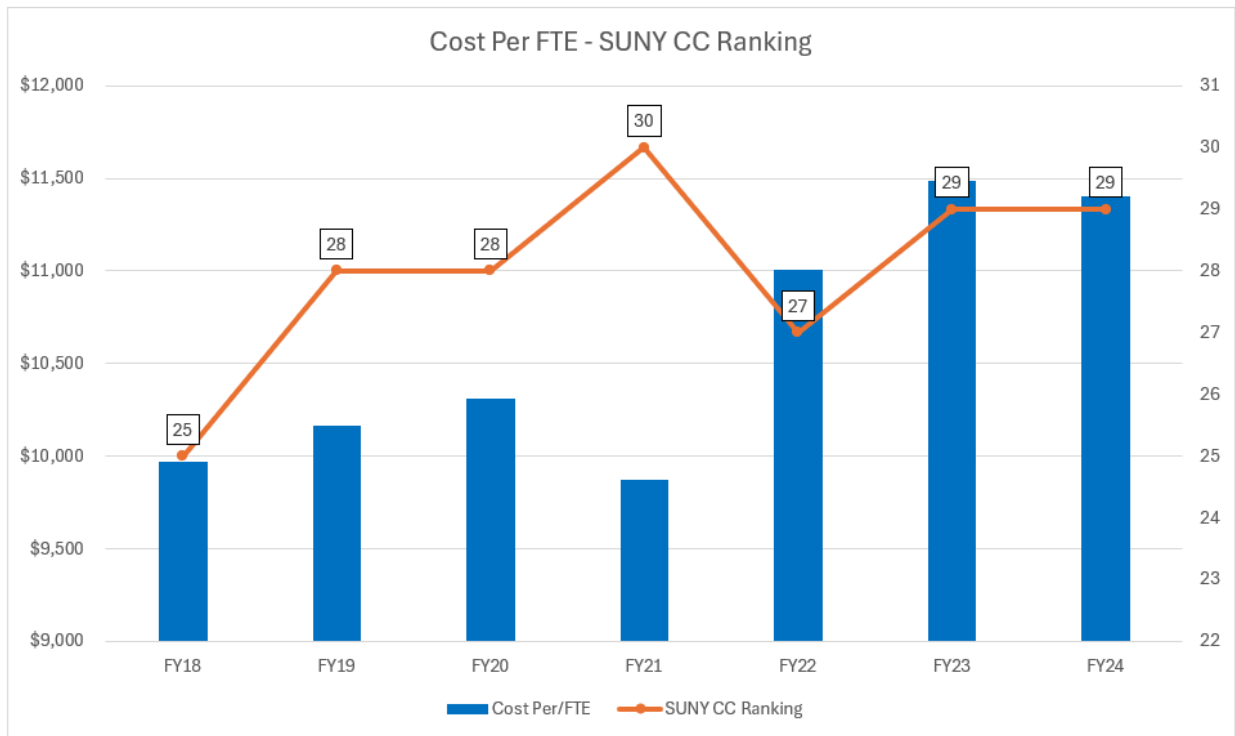


Figure A

Fund Balance and Percent of Operating Costs

Fund Balance (\$) and Percent of Operating (%)	FY2018:	FY2019:	FY2020:	FY2021:	FY2022:	FY2023:	FY2024:	FY2025:
	\$1,600,000	\$2,200,000	\$2,600,000	\$7,600,000	\$2,500,000	\$8,000,000	\$8,200,000	\$6,900,000
	3.3%	4.3%	5.2%	14.5%	4.7%	14.8%	14.7%	11.1%

See Figure B:

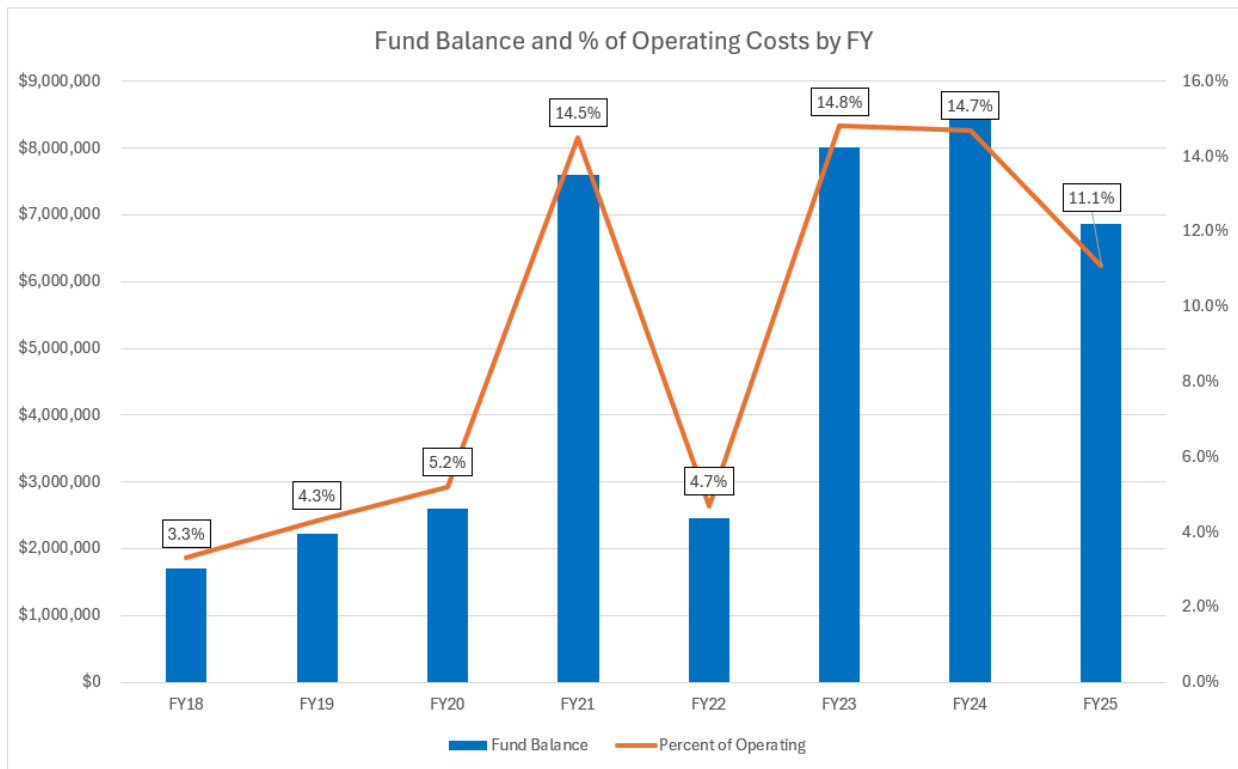


Figure B

Fund Balance Appropriations and Percent Unappropriated

Fund Balance Breakdown (\$) and Percent Unappropriated (%)	FY2021 (8/31/2021): Total	FY2022 (8/31/2022): Total	FY2023 (8/31/2023): Total	FY2024 (8/31/2024): Total	FY2025 (8/31/2025): Total
	\$8,604,223;	\$9,275,111;	\$9,244,261;	\$9,808,616;	\$8,568,616;
	Unappropriated	Unappropriated	Unappropriated	Unappropriated	Unappropriated
	\$7,604,223;	\$2,465,080;	\$8,004,261;	\$8,568,616;	\$6,868,616;
	Appropriated	Appropriated	Appropriated	Appropriated	Appropriated
	\$1,000,000;	\$6,810,031;	\$1,240,000;	\$1,240,000;	\$1,700,000;
	14.5%	4.7%	14.8%	14.7%	11.1%
	unappropriated	unappropriated	unappropriated	unappropriated	unappropriated

See Figure C:

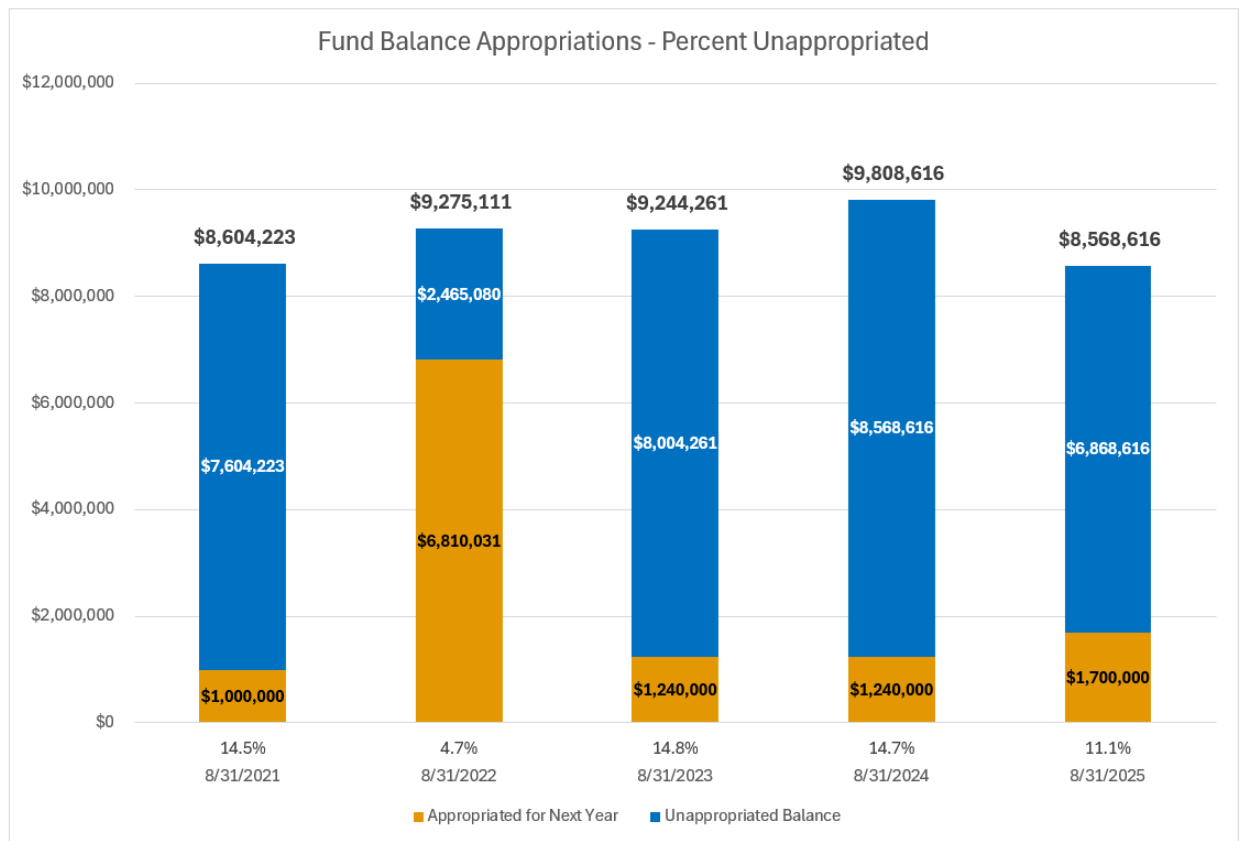


Figure C